





1. Go to **reynoldsmarket.com**
2. Register your Rewards Account—either 'Register' button will work.



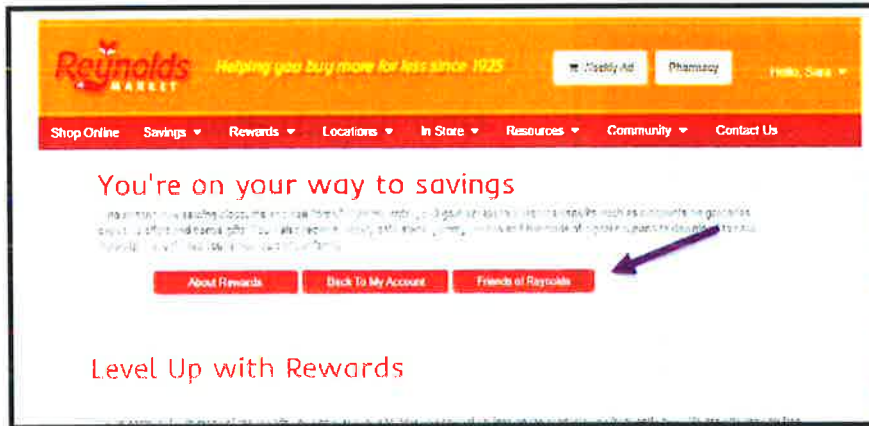
1. Fill out the User Registration information




1. Once you are registered and logged in. Click on the Rewards Tab.



1. Choose My Rewards from the drop down menu.



1. Click on the Friends of Reynolds button



1. Select your organization.
2. Click the Update your Non Profit button at the bottom of the page.



1. If all goes well, your group will be listed under Your Non-Profit: